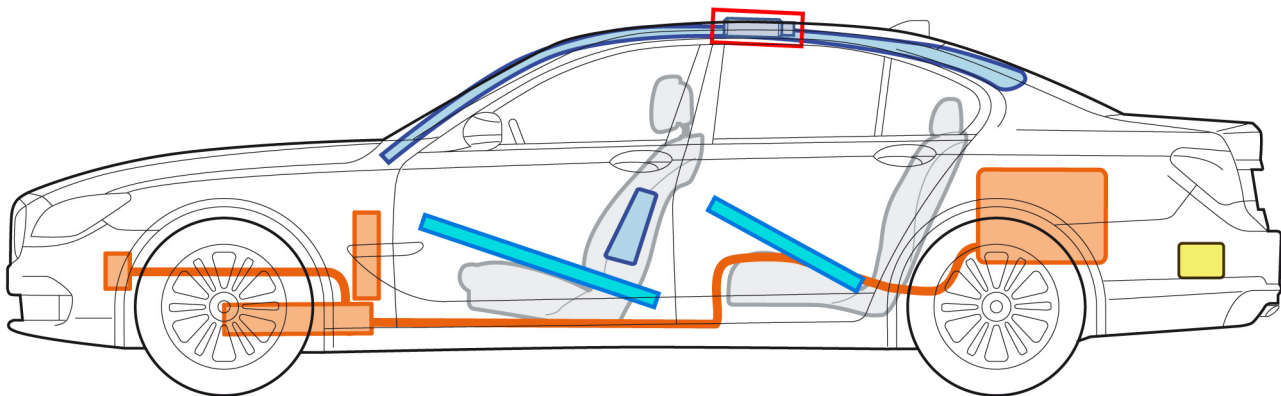
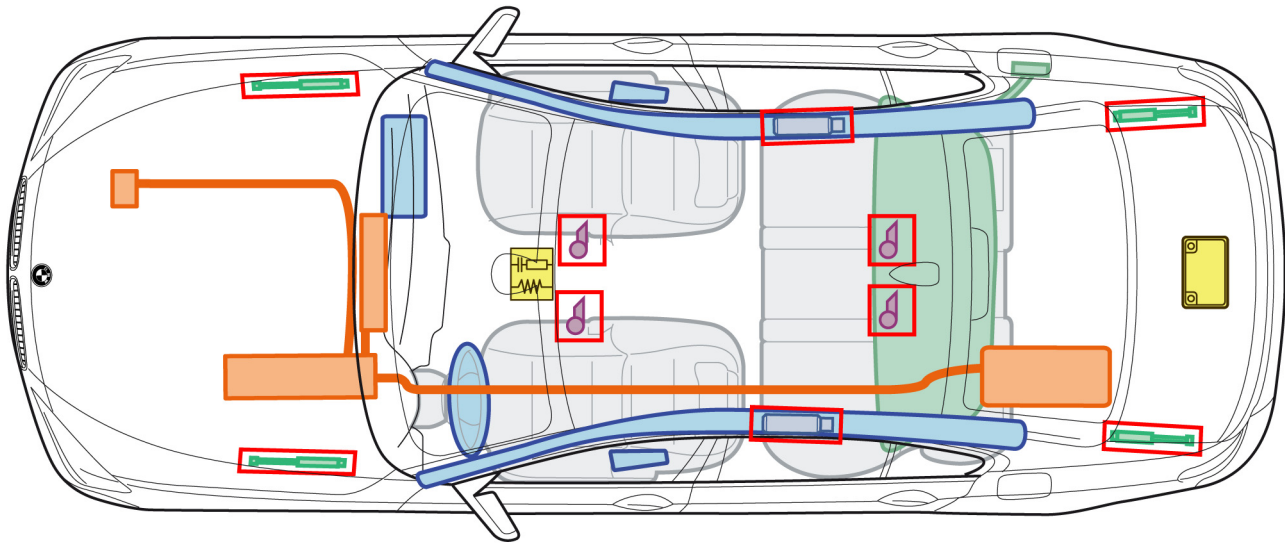













7 Series ActiveHybrid 7 F04

(since 04/2010)



Legend

	Airbag		Bodywork reinforcements		Airbag control unit
	Gas generator		Gas pressure damper		12-Volt battery
	Belt tensioner		Fuel tank		High-voltage components

This overview shows the maximum vehicle equipment.




Special features:


High-voltage system with DC voltage up to 130 Volts! Do not touch high-voltage components.
For labelling characteristics and details, see reverse!

Labelling characteristics:

“ActiveHybrid” logo on the tailgate, side wall and front door sill cover strips.



	<p>Remarks:</p> <p>In accidents where the airbag has been triggered, the high-voltage system is not live.</p> <ul style="list-style-type: none"> • 12-Volt battery: disconnect the negative pole. <p>In accidents where the airbag has not been triggered.</p> <ul style="list-style-type: none"> • 12-Volt battery: disconnect the negative pole.
---	---

	<p>Risk of death!</p> <p>Do not touch high-voltage components.</p>
---	---

The high-voltage battery is located under the luggage compartment trim panel.

Labelling of the high-voltage battery:

 **DANGER**











- Service must be performed by qualified personnel only -

High Voltage inside/ acid Electrolyte :

To avoid serious injuries (electric shock or burns) or death:

- Never disassemble this battery unit or remove covers
- Do not puncture or impact this unit
- Avoid contact electrolyte with eyes, skin or clothes. In event of accident, flush with water and get medical help immediately
- Keep out of the reach of children
- No sparks or flame, do not incinerate
- Do not flood with water



HV Battery Recycling Information:

•Please transport this battery in accordance with all applicable laws...

•Be sure to consult your BMW dealer or your national BMW distributor as mentioned in your Dealer Guide-Book for replacing and disposing of this battery.

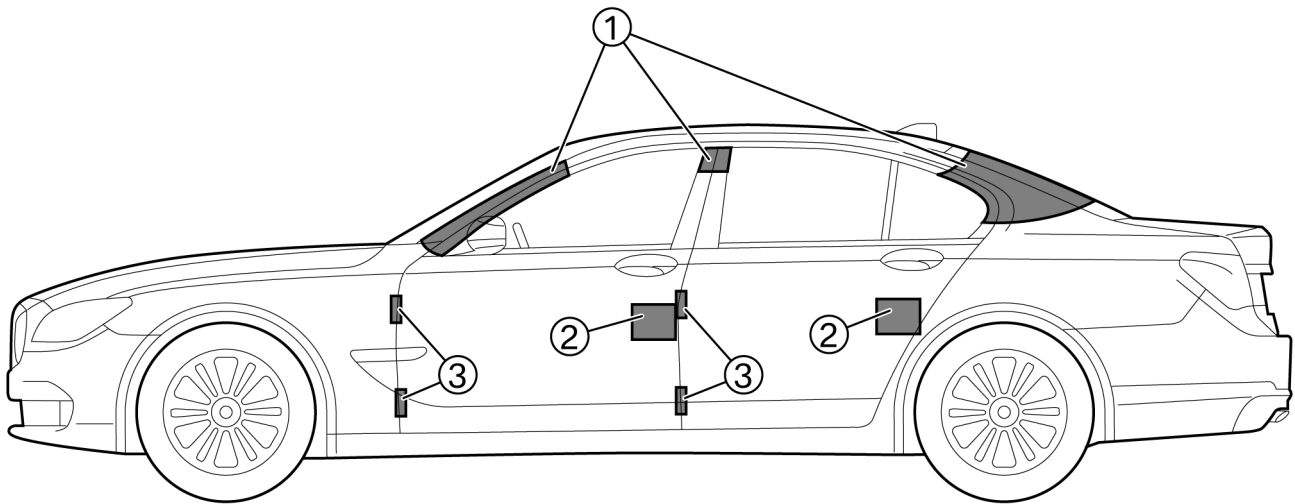


Labelling of the other high-voltage components:



Opening the car

This information applies only to trained rescue workers. An understanding of how safety systems work, along with a knowledge of the car's characteristics, are also required.



- 1** The areas mark points at which the roof can be disconnected.
Modern high-performance cutters are required for cutting open the bodywork; older hydraulic cutting devices may be insufficient.
The high-performance cutters must be used by trained personnel, expertly and properly.
- 2** Door locks
- 3** Door hinges

Important information

The information for relief units must be observed; see Emergency services guidelines, pages 4 - 32.